

# Check in archival materials (To be performed by the Shared Collections Supervisor only)

For returning **Georgetown Special Collections** archival materials, we will need to check them in so the status could be cleared in both SCF and owning IZs. And the "SCF Floor" message will be added to Internal Note 3 in SCF IZ. Then after the materials have been reshelfed, Internal Note 3 in SCF IZ will need to be cleared.

4 things that need to be done:

- Scan barcodes to Notepad
- Scan in items in SCF IZ
- Update Internal Note 3 in SCF IZ for return materials; Internal Note 1 for new materials
- Check owning IZ and SCF IZ to make sure items have the status of "Item in Place"

Using the portable scanner, scan all item barcodes and count the items. Count the number of items.

Upload the barcodes to Notepad and check to make sure that total items is the same as the manual count.

Add "Barcode" at the top then save the file on the Common Drive:

C:\Users\xxx\WRLC\WRLC COMMON - Documents\1\_Storage Refiles\Alma\Boxes and Clamshells

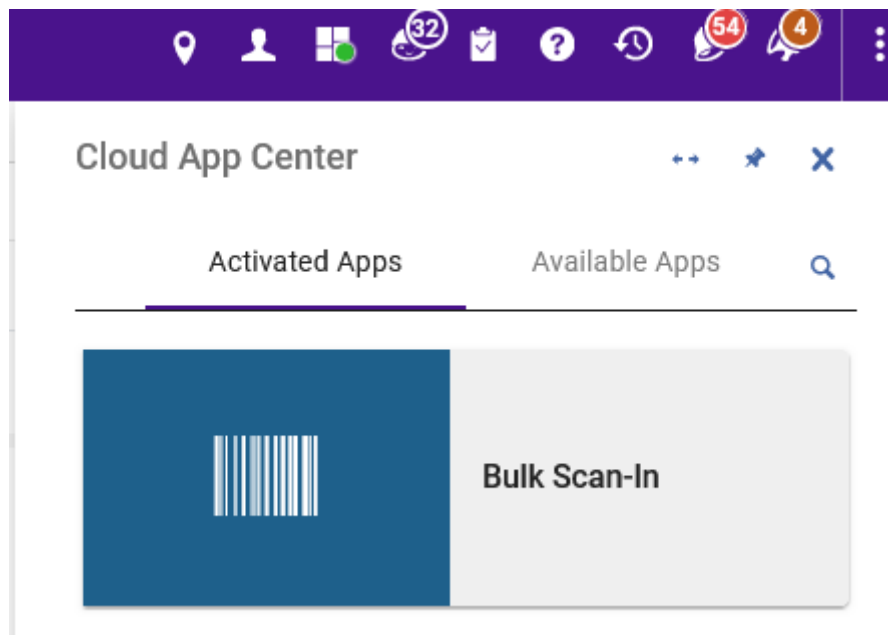
The file name should be: Today's date\_GTSC\_your name\_GTIZ (ex. 7\_10\_24\_GTSC\_Tammy\_GTIZ)

Add "X" to every item barcodes.

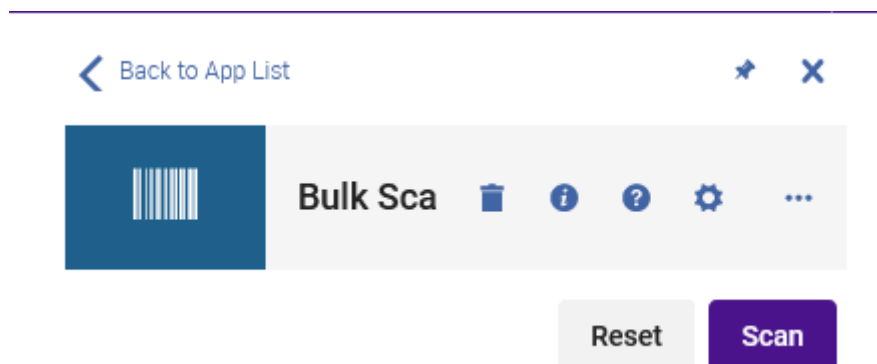
Save the file as Today's date\_GTSC\_your name (ex. 7\_10\_24\_GTSC\_Tammy)

Open the SCAN IN file stored on your desktop and delete old barcodes. Copy the new return items with X and paste them in the SCAN IN file. Make sure the total count of boxes is accurate.


Go to the [SCF IZ](#) and do the bulk scan-in.



Click on the cog icon for settings:



The settings should look like this:



## Bulk Scan-In

← Back
Restore Defaults
Save

### Settings

Library \*

WRLC - Shared Collections Facility ▼

---

Circulation desk

DEFAULT\_CIRC\_DESK ▼

---

Department

▼

---

Work order type ▼

---

### Status

---

☐ Auto print slip

☐ Confirm

☒ Register in house use

☐ External ID

☐ Place on hold shelf

No need to check this every time you come back to bulk scan-in.

With the "Choose barcode file" box open, drag the SCAN IN Notepad file from the desktop to the box then click on "Scan". Once in a while, there may be an item that could not be scanned in. Copy the item barcode then paste it to manually scan it in.

Create a set: Admin > Manage Sets > Create Itemized Set > Set name is the same as the file name that was just created excluding "GTIZ" (ex. 7\_10\_24\_GTSC\_Tammy) > Set content type: Physical Items > Add items to set: From file > upload the file > Create

Admin > Run a Job > Description box: physical; enter > Change Physical items information > Next > Select file > Next > Check the box next to Material Type and select "Box" > Check the box next to Internal Note 3 and add "SCF Floor" to Internal Note 3 > Next > Submit > Confirm

Wait for the job to finish then check Internal Note 3 to make sure the count is correct.

Go to **GT IZ**

Do the same steps to create a set and the file name is Today's date\_GTSC\_your name\_GTIZ (ex. 7\_10\_24\_GTSC\_Tammy\_GTIZ)

Admin > Manage Sets > File just created should be highlighted already > Content > Export list > Excel (current view) > Open file > Retain the following columns:

- Barcode
- Temporary Location
- Status

Check the Status column. All items should have "Item in place".

If an item(s) has the status of "Item no in place", it will need to be cleared.

Check the Temporary location column.

If there is **no temporary location** then clear the transit status using the circulation desk of Booth Family Center for Special Collections - WRLC SCF Storage and return the item.

**Georgetown University-Students of Georgetown, Inc. / The Corp (870130)**

<b>Book</b> (2012)	<b>Call Number:</b> bfcsc	<b>Status:</b> Item not in place
<b>Barcode:</b> 37010000384202	<b>Call Number Type:</b> Library of Congress classification	<b>Requests:</b> 1
<b>Library:</b> Booth Family Center for Special Collections	<b>Item call number:</b> R21M25S20T32	
<b>Creation Date:</b> 07/21/2021 6:33:47 PM, EDT	<b>Item call number type:</b> Shelving control number	
<b>Modification Date:</b> 07/08/2024 5:31:51 PM, EDT	<b>Due back:</b> -	
<b>Process type:</b> <a href="#">Transit</a>	<b>Material Type:</b> Box	
<b>To Library:</b> Booth Family Center for Special Collections - WRLC SCF Storage	<b>Description:</b> Box 1	
<b>Expected Arrival Time:</b> -	<b>MMS ID:</b> 991037632358904111	
<b>On Hold Expiration Date:</b> -	<b>Item ID:</b> 23531199430004111	
<b>Due Date:</b> -	<b>Holdings ID:</b> 22531199500004111	
<b>Needed By:</b> -		
<b>Until:</b> -		
<b>Permanent Location:</b> Off-Campus Shelving - Archive/Manuscript Collections		

Circulation desk:

Booth Family Center for Special Collections -  
WRLC SCF Storage

If there is **a temporary location of Special Collections** then an email to John Zarrillo will need to be sent and have him remove it. In the meantime, the circulation desk should be Booth Family Center for Special Collections - Special Collections Circulation Desk and return the item.

Georgetown University-Alumni Association (000037)

**Book** (2021)  
**Barcode:** 39020030705548  
**Library:** Booth Family Center for Special Collections  
**Temporary Library:** Booth Family Center for Special Collections  
**Creation Date:** 09/07/2021 3:54:30 PM, EDT  
**Modification Date:** 07/10/2024 8:55:20 AM, EDT  
**Process type:** Transit  
**To Library:** Booth Family Center for Special Collections - Special Collections Circulation Desk  
**Expected Arrival Time:** -  
**On Hold Expiration Date:** -  
**Due Date:** -  
**Needed By:** -  
**Until:** -  
**Permanent Location:** Off-Campus Shelving - Archive/Manuscript Collections  
**Temporary Location:** Special Collections

**Call Number:** bfcsc  
**Call Number Type:** Library of Congress classification  
**Item call number:** R21M11S25T03 RB  
**Item call number type:** Shelving control number  
**Due back:** -  
**Material Type:** Box  
**Description:** Box 7  
**MMS ID:** 991037632874204111  
**Item ID:** 23536449950004111  
**Holdings ID:** 22531197200004111

**Status:** Item not in place  
**Requests:** 1

Booth Family Center for Special Collections -  
Special Collections Circulation Desk

This is what it should always look like...no temporary location and the status says, "Item in place":

Georgetown University-Alumni Association (000037)

**Book** (2021)  
**Barcode:** 39020030705555  
**Library:** Booth Family Center for Special Collections  
**Creation Date:** 09/07/2021 3:54:30 PM, EDT  
**Modification Date:** 07/10/2024 8:55:20 AM, EDT  
**Expected Arrival Time:** -  
**On Hold Expiration Date:** -  
**Due Date:** -  
**Needed By:** -  
**Until:** -  
**Permanent Location:** Off-Campus Shelving - Archive/Manuscript Collections

**Call Number:** bfcsc  
**Call Number Type:** Library of Congress classification  
**Item call number:** R23M16S07T04 RB  
**Item call number type:** Shelving control number  
**Due back:** -  
**Material Type:** Box  
**Description:** Box 8  
**MMS ID:** 991037632874204111  
**Item ID:** 23536449900004111  
**Holdings ID:** 22531197200004111

**Status:** Item in place

Check the set content again to make sure all of the items have the status of, "Item in place".

All done!

For **American Archives, Catholic Archives, Gallaudet Archives, George Mason Special Collections and Marymount Archives**, they normally return the boxes in a small amount so it would be quicker to manually return in Alma and update items using the Grima tool.

Scan item barcodes to Notepad.

In SCF IZ, use "Return items" and scan the item barcodes.

Add the message, "SCF Floor" to Internal Note 3 in SCF IZ for return materials and Internal Note 1 for new materials.

Check the owning IZ to make sure items have the status of, "Item in place" and check SCF IZ as well.

---

Revision #8

Created 10 July 2024 13:12:01 by Tammy Hennig

Updated 6 August 2024 15:44:13 by Tammy Hennig