

NZ Configuration

Configuration steps taken in the Network Zone.

For reference, see "Configuring Fulfillment Information in the Network Zone"

([https://knowledge.exlibrisgroup.com/Alma/Product_Documentation/010Alma_Online_Help_\(English\)/100Managing_Multiple_Institutions_Using_a_Network_Zone/05_Fulfillment_in_Consortia/010Configuring_Fulfillment_Information_in_the_Network_Zone](https://knowledge.exlibrisgroup.com/Alma/Product_Documentation/010Alma_Online_Help_(English)/100Managing_Multiple_Institutions_Using_a_Network_Zone/05_Fulfillment_in_Consortia/010Configuring_Fulfillment_Information_in_the_Network_Zone))



- [1. Configure Borrowing and Lending workflows](#)
- [2. Create locate profiles](#)
- [3. Create Partners](#)

1. Configure Borrowing and Lending workflows


Configuration ? Fulfillment ? Resource Sharing ? Workflow Profiles



ExLibris



Configuring: Washington Research Library Consortium (WRLC) Network



Workflow Profiles

[Add Workflow Profile](#)




	Workflow Profile	Type	Steps	
1	CLS Borrowing RS	Borrowing	Automatic renew,Cancelled By Patron,Cancelled by partner,Cancelled by staff,Manual renew,Recalled by partner,Reject,Request accepted,Waiting for receive digitally	
2	CLS Lending RS	Lending	Cancel reply,Lender check in,Patron renewal,Renewal response,Staff renewal	


Note: Later as part of the configuration for Resource Sharing with SUNY 2 additional profiles were added. TBD - SUNY, Other configurations.



ExLibris





Configuring: Washington Research Library Consortium (WRLC) Network



Workflow Profiles

[Add Workflow Profile](#)



	Workflow Profile	Type	Steps	
1	CLS Borrowing RS	Borrowing	Automatic renew,Cancelled By Patron,Cancelled by partner,Cancelled by staff,Manual renew,Recalled by partner,Reject,Request accepted,Waiting for receive digitally	
2	CLS Lending RS	Lending	Cancel reply,Lender check in,Patron renewal,Renewal response,Staff renewal	
3	SUNY Borrowing RS	Borrowing	Automatic renew,Cancelled By Patron,Cancelled by partner,Cancelled by staff,Conditional,Damaged communicated,Declared lost by partner,Lender check in,Lost communicated,Manual renew,Reject,Renew requested,Request accepted,Will supply	
4	SUNY Lending RS	Lending	Borrower recall,Cancel reply,Conditional,Lender check in,Patron renewal,Staff renewal	

2. Create locate profiles

Configuration ? Fulfillment ? Resource Sharing ? Locate Profiles

Type is "Fulfillment Network"

< Locate Profile Details

Cancel

Save

AU

>

Locate Profile Details

Locate Profile Parameters

Name *

AU

Description *

American University Library

Type

Fulfillment Network

< Locate Profile Details

AU

Locate Profile Details

Locate Profile Parameters

Server * Port Username Password Institution * Alma Network ☐Check item availability ☒Check item requestability ☐Allow locate by metadata ☒Locate by fields ☒Locate only if all fields match ☐ Yes ☒ No

- | | |
|--|--|
| <input type="checkbox"/> Author | <input type="checkbox"/> Barcode |
| <input type="checkbox"/> DOI | <input type="checkbox"/> Edition |
| <input checked="" type="checkbox"/> ISBN / ISSN | <input checked="" type="checkbox"/> LCCN (010) |
| <input checked="" type="checkbox"/> System Control | <input type="checkbox"/> Other Standard ID |
| Number | |
| <input checked="" type="checkbox"/> Title | |

3. Create Partners

Alma → Fulfillment → Resource Sharing → Partners